



# Creating Your City2Surf Team

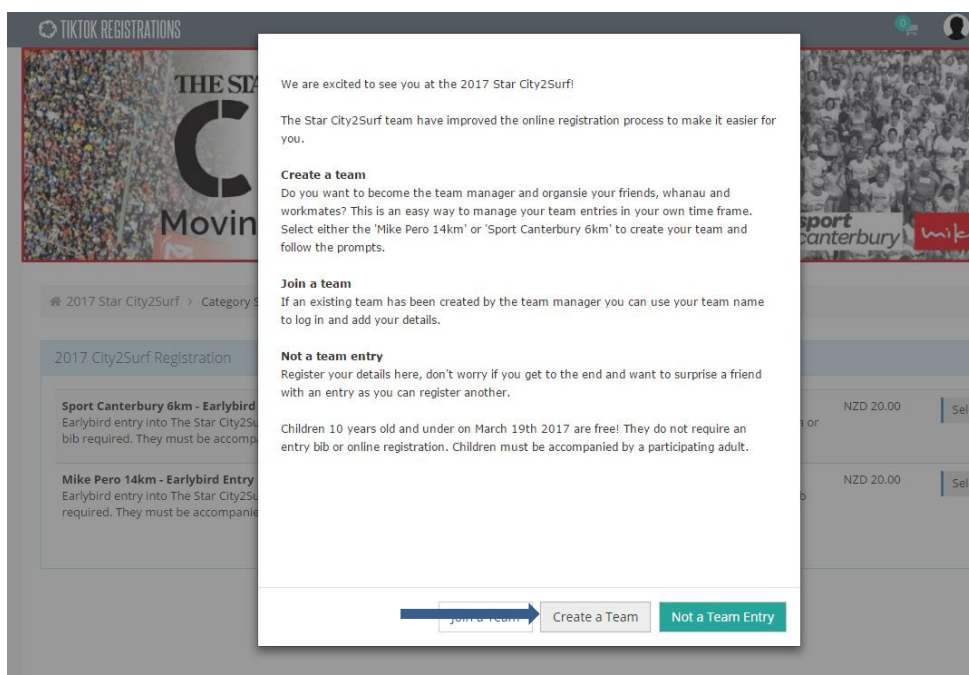
## 1) Click Enter Now



## 2) Click the “Select” button, to create your team; it doesn’t matter if you select 14km or the 6km event.



## 3) Select “Create a Team”



- 4) Fill in all the details required. In “Payment Type” select whether individuals will pay themselves or the team manager will be paying for all the members at a later date. Then select on “Create My Team”

- 5) Once you have clicked on ‘Create My Team” this is the message that will appear. Now click on the “Setup” tab

- 6) Highlight the “Direct Entry Link” and paste it into the text letter that we have provided on the “Intro” tab in the “Control Panel” and share this with your team members!